



### **DESCRIPTION:**

The Lansdale, NRS- Post Indicator Valve, Model - LVPIVFLMJ is a resilient seated, non-rising stem Gate Valve which is used as a control valve for on/off applications. This particular model has one flanged and one MJ (mechanical joint) end to be used as a transition from a flanged to a mechanical joint piping system. It is often used as an underground valve and is operated with a 2" operating nut and comes with a universal, "Post Indicator Plate" when used to operate a Post Indicator.

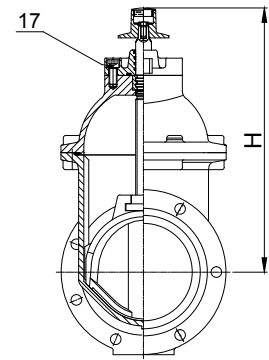
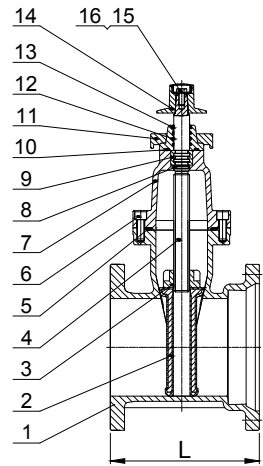
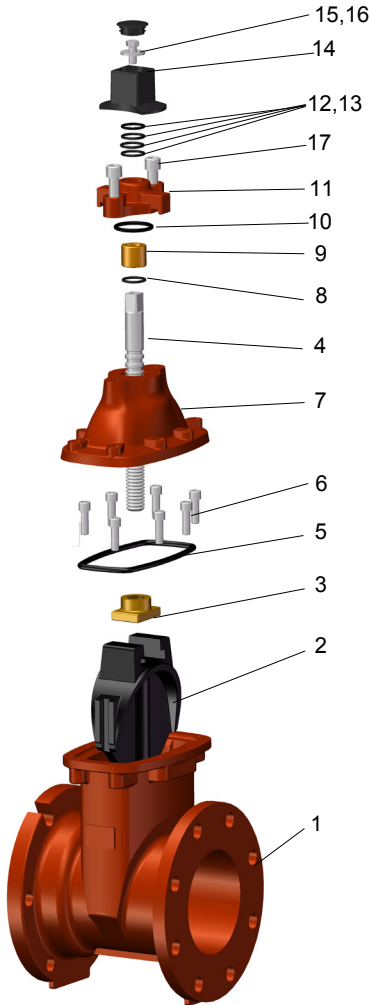
- Valves comply with AWWA C515-15 standard
- Non-rising stem, resilient seated (EDPM encapsulated wedge)
- Triple O-Ring seal
- Available with optional test plug on valve body (special order)
- Post indicator valves provided with universal "Indicator Post Plate"
- Mechanical joint ends to AWWA C153/A21.53 standard
- Available open right, please specify
- Flanged ends to ANSI B16.1, Class 125
- UL Listed/FM Approved at 300 PSI water working pressure rating
- NSF/ANSI/CAN 61 certified as lead-free for use in drinking water systems
- Temperature range: 33° F to 170° F
- Fusion bonded epoxy coated interior and exterior to AWWA C550 standard
- Flanged valves available with handwheel or operating nut

### **INSTALLATION:**

Prior to installation, a check of the identification plate and body marking must be made to ensure that the correct valve is being installed. Valves are precision manufactured and as such, should not be subjected to misuse such as careless handling, allowing dirt to enter the valve through the end ports, lack of cleaning both valve and piping system before operation and excessive force during bolting and handle operation. All special packaging material must be removed, Valves must be provided with adequate support. Adjoining pipework must be supported to avoid the imposition of pipeline strains on the valve body, which would impair its performance. Valves should not be lifted using the stem. Immediately prior to valve installation, the pipework to which the valve is to be fastened should be checked for cleanliness and free from debris. The flange and MJ connections should be made following standard industry practice.

# NRS GATE VALVE MJ X FL

## MODEL LVPIVFLMJ



DIMENSIONS (in.)						
SIZE	3	4	6	8	10	12
L	8.75	9.5	11	12	13.9	14.5
H	11.7	12.7	16.9	20.9	24.7	28.1

NO.	PART NAME	MATERIAL	ASTM. SPEC.
1	Body	Ductile Iron	A536 Grade 65-45-12
2	Disc	Ductile Iron	EPDM Encapsulated
3	Wedge Nut	Bronze	B148 C95200
4	Stem	Stainless Steel	A276 Type 304SS
5	Gasket	Rubber	D2000, EPDM
6	Bolt	Stainless Steel	F593 Grade 304SS
7	Bonnet	Ductile Iron	A536 65-45-12
8	O-Ring	Rubber	D2000, NBR
9	Thrust Collar	Bronze	B148 C95200
10	O-Ring	Rubber	D2000, NBR
11	Gland	Ductile Iron	A536 Grade 65-45-12
12	O-Ring	Rubber	D2000, NBR
13	Dust Ring	Rubber	D2000, NBR
14	Operating Nut	Ductile Iron	A536 Grade 65-45-12
15	Bolt	Stainless Steel	F593 Grade 304SS
16	Washer	Stainless Steel	F276 Grade 304SS
17	Bolt	Stainless Steel	F593 Grade 304SS

PROJECT	APPROVAL STAMP
PROJECT:	<input type="checkbox"/> APPROVED
ADDRESS:	<input type="checkbox"/> APPROVED AS NOTED
ENGINEER:	<input type="checkbox"/> NOT APPROVED
SUBMITTAL DATA:	REMARKS:
NOTES 1:	
NOTES 2:	